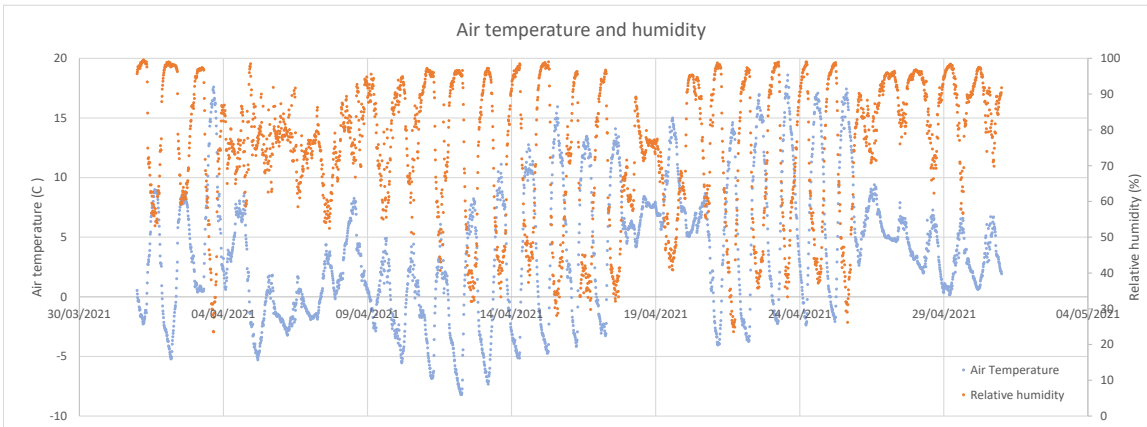
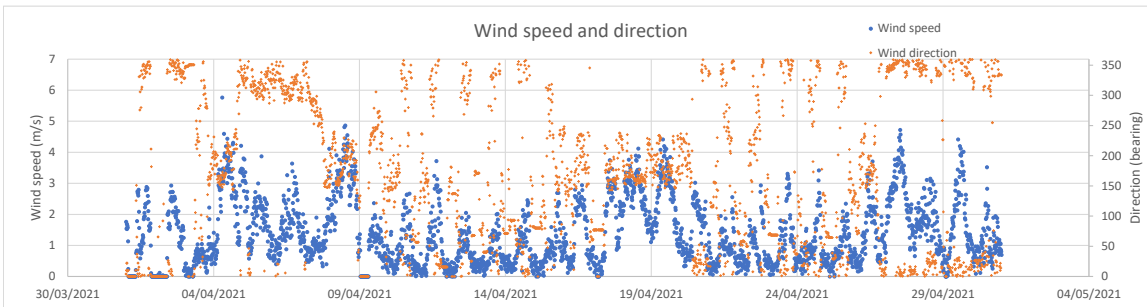
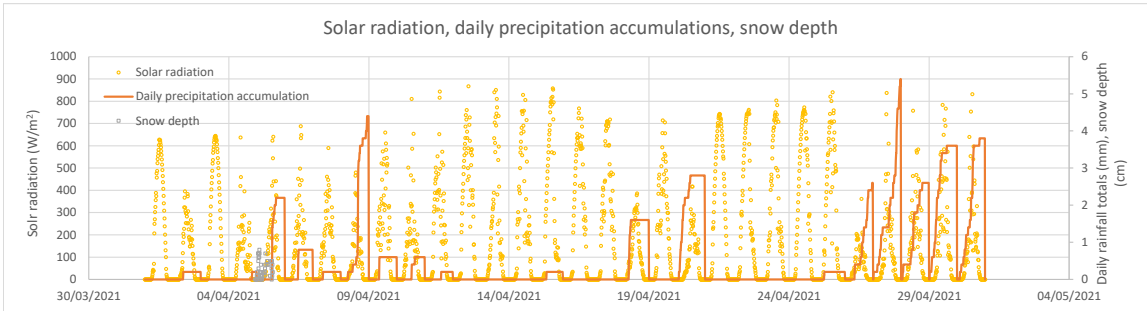




Monthly weather report: April 2021

Monthly statistics	Hourly values				Daily values				Month	
	Max	Day/time	Min	Day/time	Max	Day	Min	Day	Average	Total
Precipitation (mm, weather station)	2.6	08 @ 15:15			5.4	27				32.2
Precipitation (mm, check gauge)										26.3
Air temperature (C)	17.7	23 @ 14:00	-8.2	12 @ 06:15	9.7	19	-1.8	05	3.8	
Wind speed (knots)	8.8	08 @ 12:15			5.7	08			2.7	
Relative humidity (%)			25.1	21 @ 17:15			58.2	19	74.9	
Sunshine hours					12.6	24			5.8	174.7



Notes

A significantly drier month than last, with precipitation totals equating to less than half of last months totals.
 A brighter month than last with more than double last months total sunshine hours recorded.
 Some snow accumulation around the 5th.
 Some spells of very dry air at various points throughout the month, with relative humidity falling below 30%. This begins to increase towards the end of the month along with daily precipitation.
 Although this month has been much drier, it has not been any warmer, with an average air temperature of 3.8°C.

All data subject to continuous quality assurance.



Real-time data available at : <https://hydro-data.dundee.ac.uk/feshie>
 Read more about Wildland Limited: <https://wildland.scot>

Report prepared by Julie MacInnes
 Approved by Andrew Black