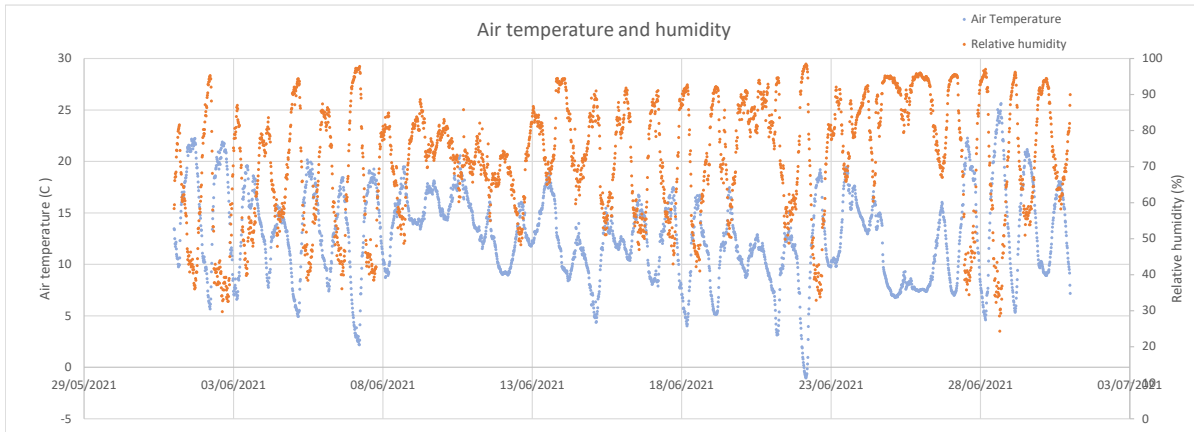
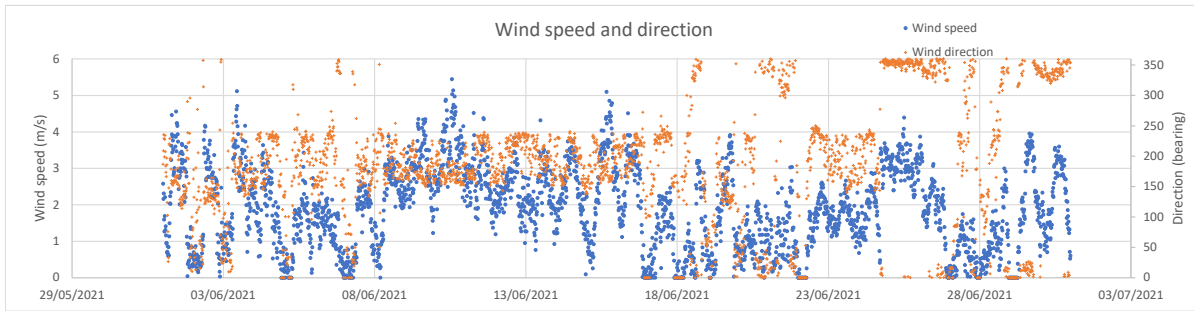
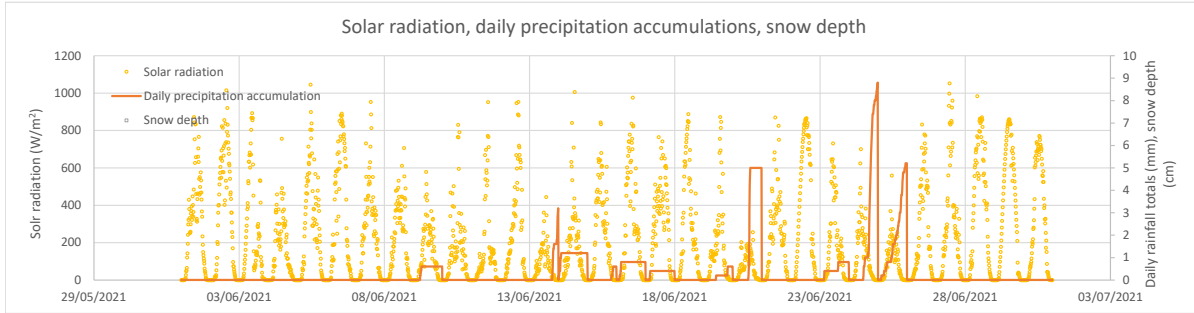


Monthly weather report: June 2021

Monthly statistics	Hourly values				Daily values				Month	
	Max	Day/time	Min	Day/time	Max	Day	Min	Day	Average	Total
Precipitation (mm, weather station)	4.2	20 @ 14:00			8.8	24				27.4
Precipitation (mm, check gauge)										22
Air temperature (C)	25.2	28 @ 16:30	-0.9	22 @ 04:00	16.7	01	7.6	25	12.8	
Wind speed (knots)	9.4	10 @ 13:30			6.8	10			3.7	
Relative humidity (%)			28.4	28 @ 16:00			56.0	02	72.0	
Sunshine hours					14.5	29			6.0	179.9



Notes
 A predominantly dry first half of the month, with no significant precipitation accumulation until the 9th (0.6mm). Total precipitation decreased by almost 100mm from May (123mm) to June (27.4mm). This was the lowest total monthly rainfall recorded at Glenfeshie since April 2020 (12.2mm), and is 42% of the long-term average June rainfall for this site (65 mm). Average air temperature increased by 5°C from May to June, and stayed above 0°C for the entire month apart from one occasion on the 22nd - an overnight temperature inversion. Average daily sunshine hours increased from 4 to 6 hours from May to June.

All data subject to continuous quality assurance.



Real-time data available at : <https://hydro-data.dundee.ac.uk/feshie>
 Read more about Wildland Limited: <https://wildland.scot>

Report prepared by Julie MacInnes
 Approved by Andrew Black

Site access and assistance provided by Cairngorm Gliding Club. Particular thanks to Phil Hawkins for providing the monthly check raingauge reading.