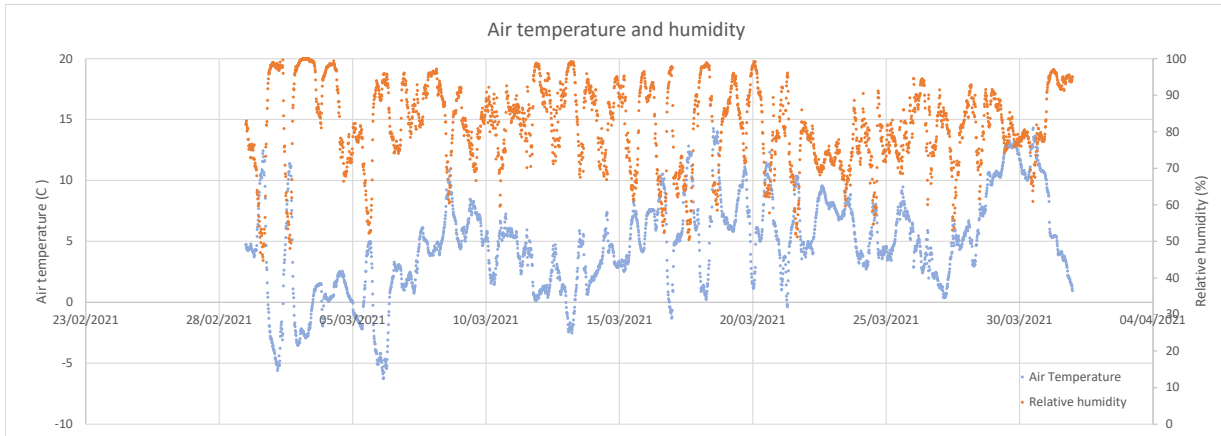
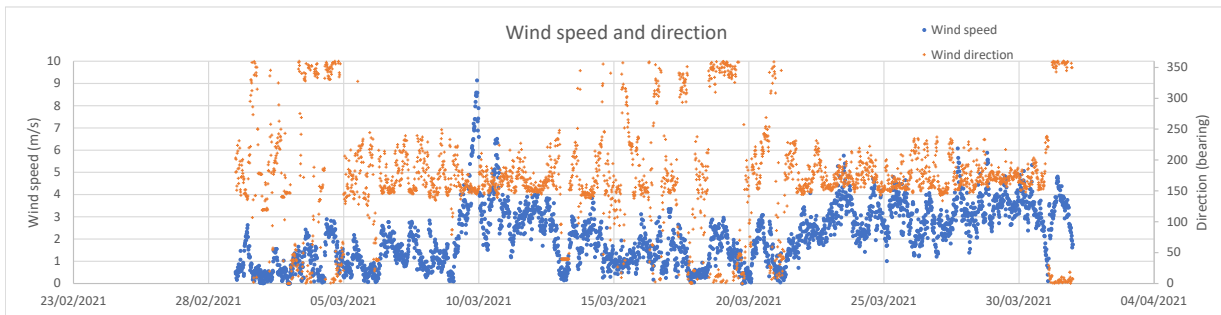
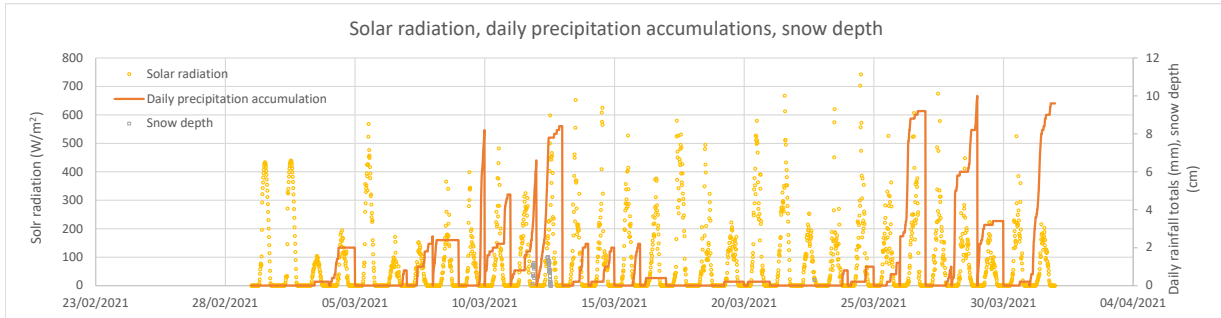


Monthly weather report: March 2021

Monthly statistics	Hourly values				Daily values				Month	
	Max	Day/time	Min	Day/time	Max	Day	Min	Day	Average	Total
Precipitation (mm, weather station)	4.2	28 @ 03:15			10.2	28				80.6
Precipitation (mm, check gauge)										75.2
Air temperature (C)	13.9	30 @ 12:45	-6.1	06 @ 04:00	11.9	29	-0.8	03	4.7	
Wind speed (knots)	16.9	09 @ 22:30			7.6	09			4.1	
Relative humidity (%)			46.4	01 @ 15:30			70.1	17	81.7	
Sunshine hours					8.2	05			2.6	80.3



**Notes**

- A much milder month than last, with an overall positive trend in air temperature throughout the month.
- Some very strong diurnal temperature oscillations at the start of the month.
- Some very dry air at times, falling below ~50% relative humidity.
- No meaningful accumulations of snow at low elevation (1-2 cm arriving on 11th), though snow in gullies remains at altitude.

All data subject to continuous quality assurance.

Real-time data available at : <https://hydro-data.dundee.ac.uk/feshie>  
 Read more about Wildland Limited: <https://wildland.scot>

Report prepared by Julie MacInnes  
 Approved by Andrew Black

Site access and assistance provided by Cairngorm Gliding Club. Particular thanks to Phil Hawkins for providing the monthly check raingauge reading.

