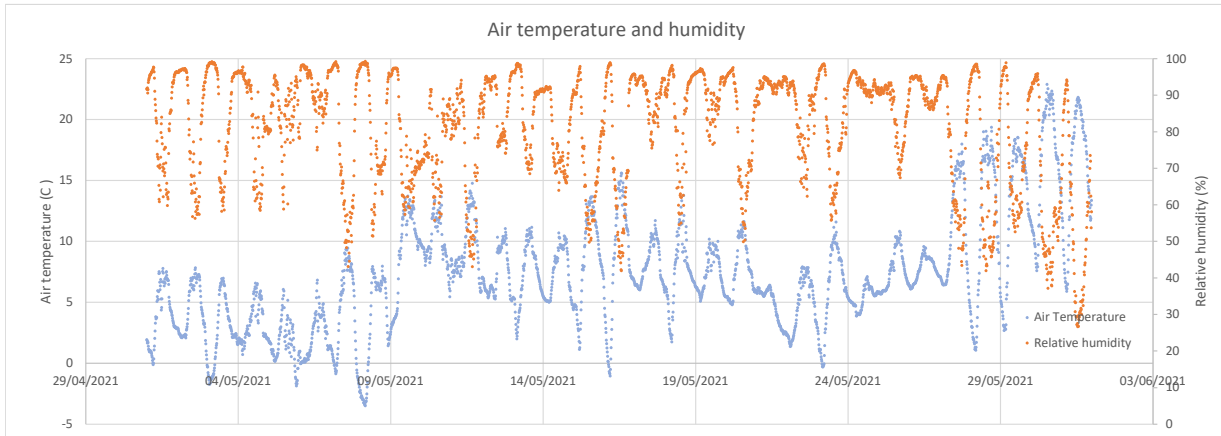
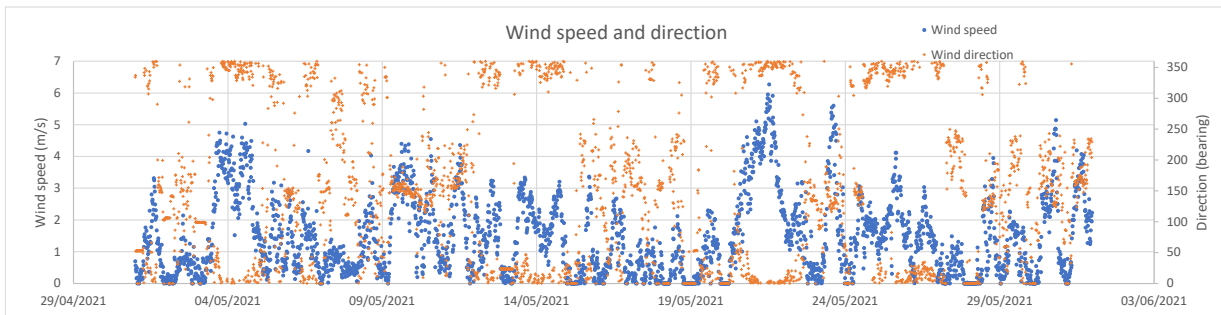
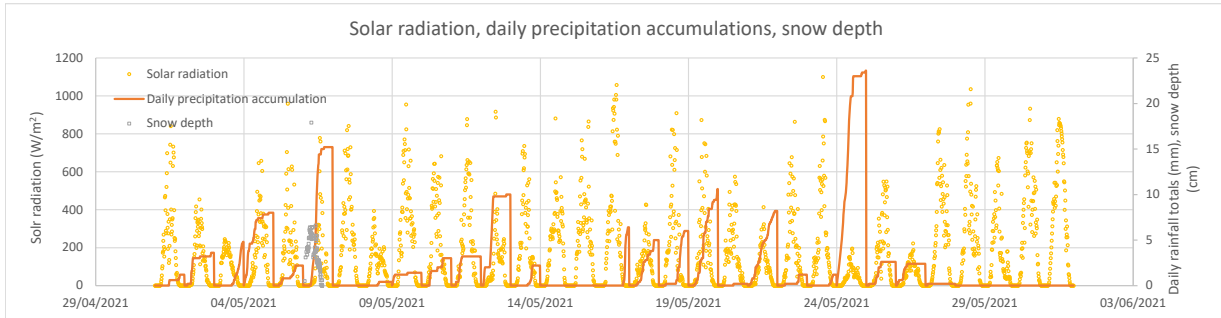


Monthly weather report: May 2021

Monthly statistics	Hourly values				Daily values				Month	
	Max	Day/time	Min	Day/time	Max	Day	Min	Day	Average	Total
Precipitation (mm, Gliding Club)	4.4	06 @ 10:45			23.6	24				123
Precipitation (mm, CGC check gauge)										118.5
Air temperature (C)	22.1	30 @ 13:15	-3.4	08 @ 04:15	16.4	30	1.7	05	7.3	
Wind speed (knots)	11.3	21 @ 13:15			8.2	21			2.8	
Relative humidity (%)			27.0	31 @ 13:15			56.3	31	81.0	
Sunshine hours					14.0	31			4.2	130.1



**Notes**  
 A much wetter month than last, with a total precipitation of 123mm (118.5mm - check gauge).  
 Some snow accumulation around the 6th.  
 Relative humidity stayed above 50% for most of the month.  
 Average air temperature increased by about 4°C from April to May.  
 Air temperature gradually increases throughout the month, as anticipated.

All data subject to continuous quality assurance.

Real-time data available at : <https://hydro-data.dundee.ac.uk/feshie>  
 Read more about Wildland Limited: <https://wildland.scot>